



Kings County Association of Governments

339 W. "D" Street, Suite B ❖ Lemoore, California 93245
(559) 582-3211 extension 2654 FAX (559) 924-5632
www.countyofkings.com/kcag

Member Agencies: Cities of Avenal, Corcoran, Hanford and Lemoore, County of Kings

In compliance with the Americans with Disabilities Act, if, you need special assistance to participate in this meeting please contact the KCAG Office at (559) 582-3211, ext. 2685 by 4:00 on the Friday prior to this meeting.

Kings County Blueprint Roundtable

Date: Wednesday, February 28, 2007

Place: Multi-Purpose Room, Administration Building
Kings County Government Center
1400 W. Lacey Blvd., Hanford, CA

Time: 2:00 p.m. - 3:00 p.m.

<u>ITEM</u>	<u>ACTION</u>
I. Minutes from January 10, 2007	Approve
II. Results of February 7th Workshop	Discussion
III. Vision Statements	Discussion
IV. Next Steps in Blueprint Process	Information
V. Other Items	
A. Items from Members	
B. Items from Staff	
C. Schedule Next Meeting	

January 10, 2007
Kings County Blueprint Roundtable Minutes

The Kings County Blueprint Roundtable meeting was called to order by Christina Lehn on January 10th, 2007 in the Agriculture Conference Room at 12:15 p.m. Members in attendance included Jeanne Atkins, Tony Barba, Michelle Bieber, Dave Bolt, Kara Bounds, Marcie Buford, Martha Frausto, Greg Gatzka, Jeri Grant, Derrick Grubn, Tom Haglund, Judy Horn, Ron Hughes, Steve Kroeker, John Lehn, Paul Marquez, Lorena Mendibles, Don Mills, Lisa Munoz, Holly Smyth, Steve Sopp, Larry Spikes, Alene Taylor, Deb West, and Bill Zumwalt. KCAG staff present included Terri King, Christina Lehn, Seth Eberhard, and VRPA Technologies consultant Georgiena Vivian.

Ms. Lehn welcomed the group and apologized for the last minute venue change. As this was the first meeting of the Kings County Blueprint Roundtable, there were no prior minutes to approve. Members of the group introduced themselves and identified their organization. The San Joaquin Valley Blueprint Video was shown, so that all members would have the same background knowledge of recent Blueprint efforts. Ms. Lehn recognized Marcie Buford as our local San Joaquin Valley Partnership representative and Ron Hughes, Judy Horn, and John Lehn as the Kings County Blueprint Regional Advisory Committee (BRAC) representatives. Ms. Lehn then called attention to the elected officials present including Tony Barba and Alene Taylor.

The purpose of the Blueprint Roundtable group was discussed including; discussing and providing comments on local, regional, and state related findings or reports, attending community workshops, directing KCAG staff through the Blueprint process, and providing local representation for Kings County.

A standard meeting day and time was discussed by the group to ensure the maximum participation and convenience of Roundtable members. Several days were discussed finding Wednesdays at 3:00 pm to be the most accommodating. The next meeting date was set for Wednesday, February 28th, from 2-3 p.m. because of a conflict with various Kings County board meetings.

Ms. Lehn introduced Mrs. Georgiena Vivian as the vice-president of VRPA Technologies. Ms. Lehn went on to explain that VRPA Technologies has been retained by KCAG to provide assistance in the extensive public participation efforts as required for the Blueprint Project. Mrs. Vivian went through a powerpoint presentation outlining the public participation efforts thus far and highlighting several of the comments that have been heard throughout Kings County workshops and stakeholder meetings. A request was made to provide the powerpoint presentation to Roundtable members and Ms. Lehn emailed this and other materials several days later. Mrs. Vivian asked the members to identify any other key issues that had not been included in the powerpoint. Discussion of the group followed, highlighting specifically access to healthy foods and lack of medical services. Mrs. Atkins asked if a contact list of Roundtable members could be created. Ms. Lehn indicated that KCAG would prepare this information for the next meeting.

Ms. Lehn announced the Avenal workshop on January 17th at 6:00 p.m. and the final wrap up to be held in Hanford on February 7th. All members were invited to attend.

Kings County Blueprint Roundtable members did not have any additional comments nor did KCAG staff. The next meeting was scheduled for February 28th, 2007 from 2-3 p.m. in the Kings County Multi-Purpose room. The meeting was adjourned at 2:45 p.m.

WORKING STAFF DRAFT – ONLY INTENDED TO INITIATE DISCUSSION AT THE
FEBRUARY 28, 2007 BLUEPRINT ROUNDTABLE COMMITTEE MEETING
KINGS COUNTY BLUEPRINT PROGRAM
ALTERNATIVE VISION STATEMENTS

February 21, 2007

Vision Definition

A vision is a description of what people want their community to be in the future; a consensus statement. The values should be used to measure the success of the vision and/or alternatives. Therefore, a vision must:

- ◆ Describe an ideal future
- ◆ Reflect the essence of values
- ◆ Answer the question, what must be accomplished to ensure the vision is realized?
- ◆ Unite in a common, coherent strategic direction
- ◆ Convey a larger sense of organizational purpose, so that citizens, stakeholders, and others see themselves as "building a cathedral" rather than "laying stones"

Preliminary Draft Vision Statements

The following preliminary draft Vision Statements were developed based upon document research and considering the resulting Draft Values Statements presented at the public workshop on February 6, 2007.

1. San Joaquin Valley Partnership Vision: *The San Joaquin Valley will be a cohesive region composed of unique communities and a diverse population that is supported by a vibrant economy built on competitive strengths and sufficient resources to provide a high quality of life for all residents now and in the future. This vision can best be achieved through public-private collaboration integrating actions and investments into a coherent strategy that commits immediate and sustained leadership to accomplishing specific objectives that moves towards accomplishing long-term goals.*

2. Revised San Joaquin Valley Partnership Vision for Kings County based upon Blueprint Values: *Kings County will be composed of unique cities, rural communities and a diverse population that is supported by:*

- ◆ *A vibrant economy built on competitive strengths and sufficient resources*
- ◆ *A healthy and sustainable environment that protects our air, aquifers, surface waters, agricultural, soil, and wildlife resources*
- ◆ *A land use and transportation system that supports smart growth and livable communities while preserving agricultural and natural resources especially air and water.*
- ◆ *Cultural and Community Stewardship where all persons enjoy fundamental rights as members of a free society, where the community takes ownership of problems and their solutions.*
- ◆ *Expanded educational opportunities coupled with the continuous skill development of all workers.*

Other Preliminary Draft Visions for Kings County:

3. *The quality of life in Kings County has never been better; we enjoy expanded educational opportunities coupled with the continuous skill development of all workers, the economy is healthy and diverse, the urban and rural areas of the County are thriving, and the sense of community is solid and strong. Residents feel connected to their community through their diverse neighborhoods and enjoy a smart and well planned and maintained land use structure and transportation system that offers a variety of affordable housing choices and ways to get from place to place. Residents are dedicated to improving air quality, keeping the water clean and abundant, preserving agriculture, improving the health of its residents, and protecting critical ecosystems.*

4. *Before 2050 Kings County will:*
 - *Have a clean and well-maintained environment, which allows smart growth and development that enhances air and water quality, preserves our agricultural areas, and expands our economic vitality and diversity*
 - *Have a multifaceted transportation system that addresses growth requirements and enhances the ability to sustain even more growth and development in the future*
 - *Have an educational system with high expectations that drives both jobs and incomes through creation of a balanced mix of career, technical and professionally trained citizens*
 - *Identify economic development niches with competitive advantages and pursue a multi-faceted economic development program that will enhance and diversify the economy and ensure an optimal quality of life for all Kings County citizens*
 - *Become an innovative, energetic, healthy, and inclusive community with a common sense of pride and shared commitment to excellence and Quality of Life ideals*

5. *The people, businesses, organizations and governments of Kings County are unified in their commitment to three overarching visions: Livable Communities, a Vital Economy and a Healthy and Sustainable Environment. These visions drive the decisions we make and the actions we take. They are the benchmarks by which we measure our progress.*
 - *Livable Communities: By 2050, Kings County is a showplace for outstanding urban and rural lifestyles. We continue to balance reasonable growth, avoiding incremental, unplanned growth and mediocrity while fostering diverse housing and lifestyle choices. Instead of sprawl, we have a pattern of planned growth that emphasizes our agricultural cornerstone through better land use planning, citizen involvement, and expanded services and programs. Our growth pattern concentrates on sustaining and improving existing cities and communities, preserving historical features, and maintaining the scenic quality of the urban and rural corridors that connect our cities and communities and special places. Community gateways and downtowns are landscaped and signage is well-designed and informative to tourists. Citizens of all ages have access to community facilities that meet their health, social, learning and recreational needs.*

 - *A Vibrant Economy: By 2050, Kings County offers a high level of employment, expanded educational opportunities coupled with the continuous skill development of all workers. Our citizens apply such skills to a wide range of agricultural, industrial, institutional, commercial, service and tourism enterprises. Employees are receiving competitive salaries and benefits that support themselves and their families. Many of our younger generations are either staying in or returning to Kings County as part of their life careers. This vital economy is supporting our environmental*

quality and livable communities, as one of our three visions defining the quality of life in Kings County.

- *A Healthy and Sustainable Environment: By 2050, Kings County is a place of high environmental quality that demonstrates our care for our resources. We benefit from a well-planned, sustainable framework of natural resources that support, and are supported by, our economy and livable communities. Public and private stewardship continues to protect our air, aquifers, surface waters, forests, agricultural resources, soil, and wildlife assets in ways that respect both land owner expectations and community needs.*

Kings County Blueprint Project

Results of Values Workshop – February 7, 2007

Values in Priority Order

- E. Healthy and Sustainable Environment
- G. Well Designed Communities
- A. Natural Resource Protection
- B. Economic Development
- F. Improved Educational Opportunities
- D. Housing Choices
- C. Transportation Options

DRAFT

Kings County

Blueprint Planning Workshop

Polling Results

**February 7, 2007
Hanford, California**

Prepared for

**VRPA Technologies, Inc.
4630 W. Jennifer, Suite 105
Fresno, CA 93722**

Prepared by



1886 Deer Canyon Road
Arroyo Grande, CA 93420
(805) 474-8105
www.strategicinit.com

Table of Contents

Meeting Overview	1
Demographic Information.....	2
Values Assessment	9
Transportation.....	15
Housing.....	18
Future Growth.....	21
Meeting Evaluation	24

Appendicies

Appendix A – Polling Questions

Appendix B – Strategic Profiles of Values by Demographic Group

Appendix C – Results of Transportation Poll by Demographic Group


Appendix D – Results of Housing Poll by Demographic Group

Appendix E – Results of Future Growth Poll by Demographic Group

Meeting Overview

The public workshop was held in Hanford California and was hosted by the Kings County Association of Governments as part of their ongoing effort to obtain public input for the Blueprint Planning Process. Over 50 people participated in an interactive polling process to collect and discuss their opinions on community values, long-range planning, transportation, housing and future growth issues.

Each workshop participant was provided a remote FM radio input terminal to respond to questions generated by computer and projected on a large screen. The results were tabulated and immediately presented back to the group for discussion. Demographic information was collected to assess the different perspectives of participants based on where they lived, who they represented, and a number of other categories. The survey questions are presented in Appendix A



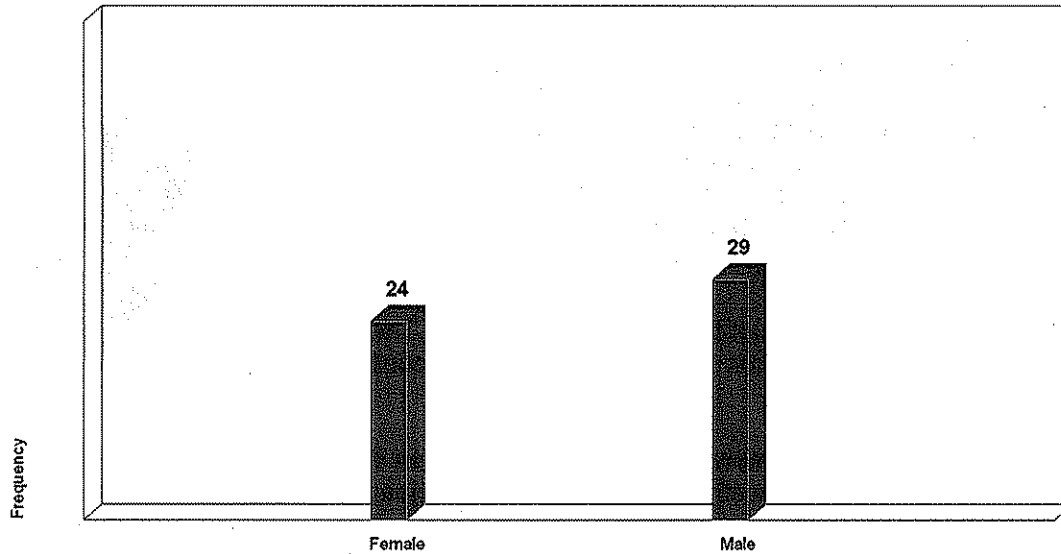
This report presents the results of the interactive surveys. The observations and conclusions from the discussion were recorded and will be reported separately.

It is important to note that the interactive polling process was designed to stimulate discussion and understanding of the perspectives of the various participants. It was not designed to be statistically representative of a broader group of participants. The number of participants may vary among polls since all participants may not have participated in every poll.

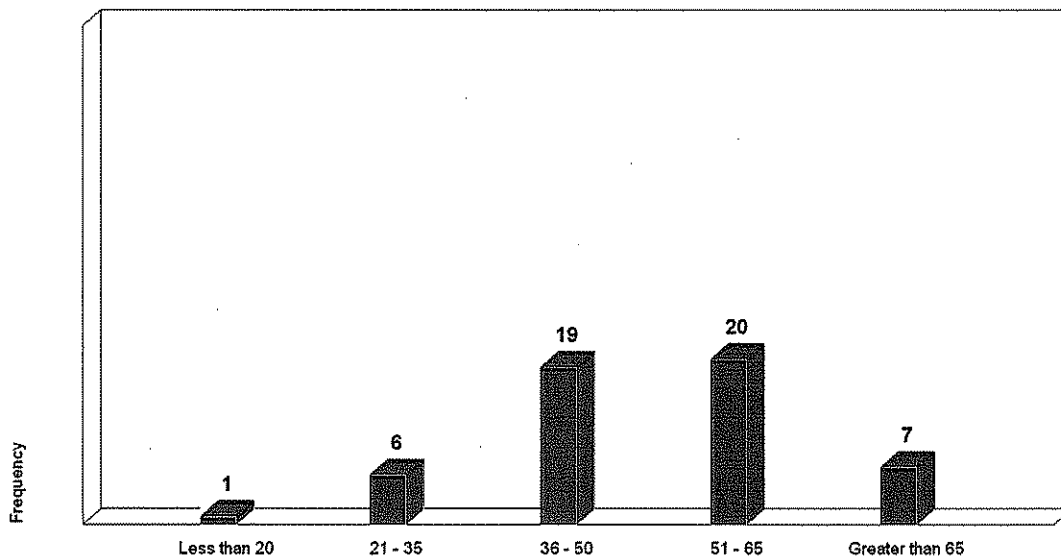
Demographic Information

The following demographic information was collected from the workshop participants.

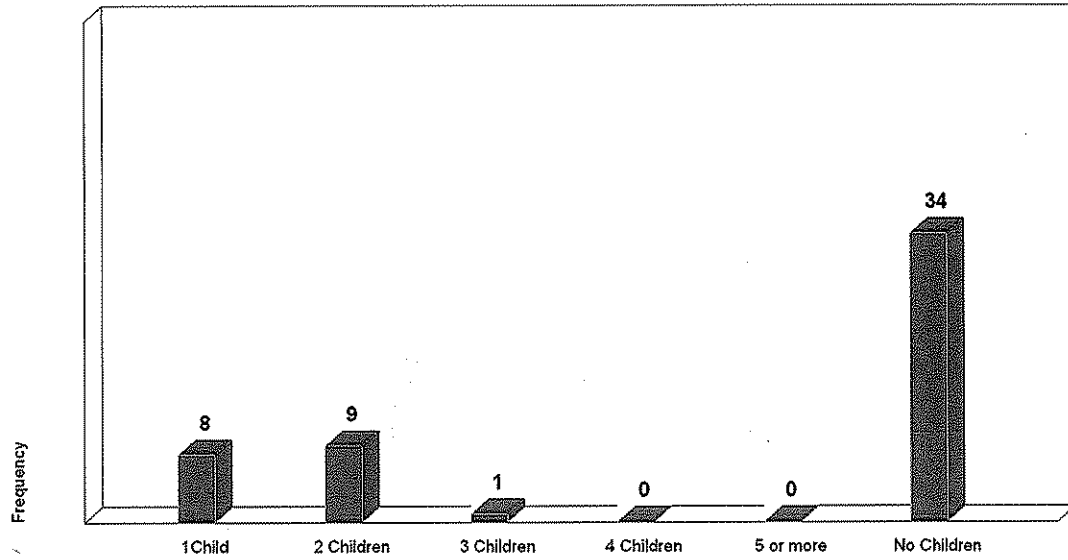
A- What is your gender?



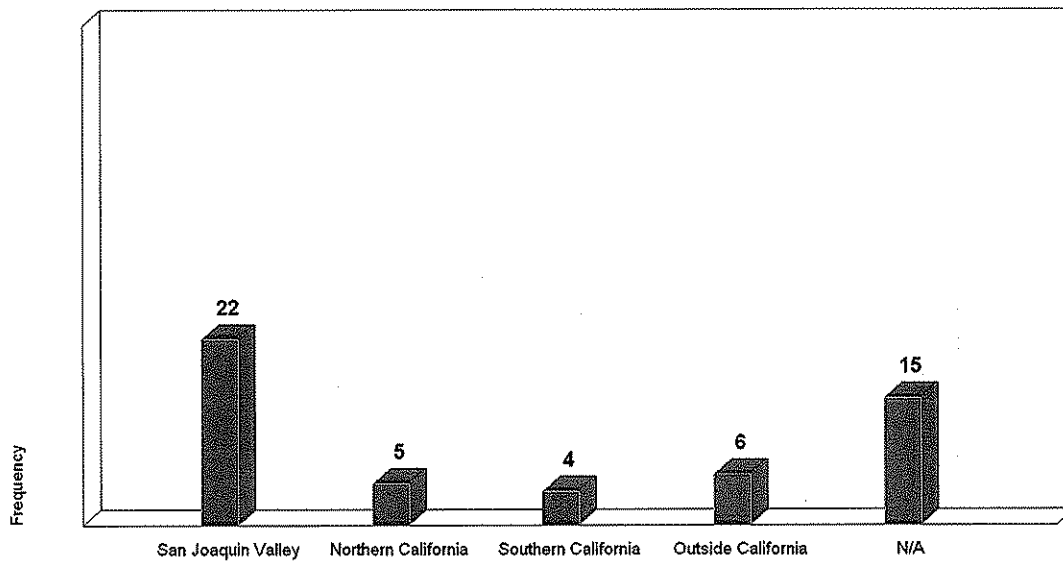
B- What is your age?



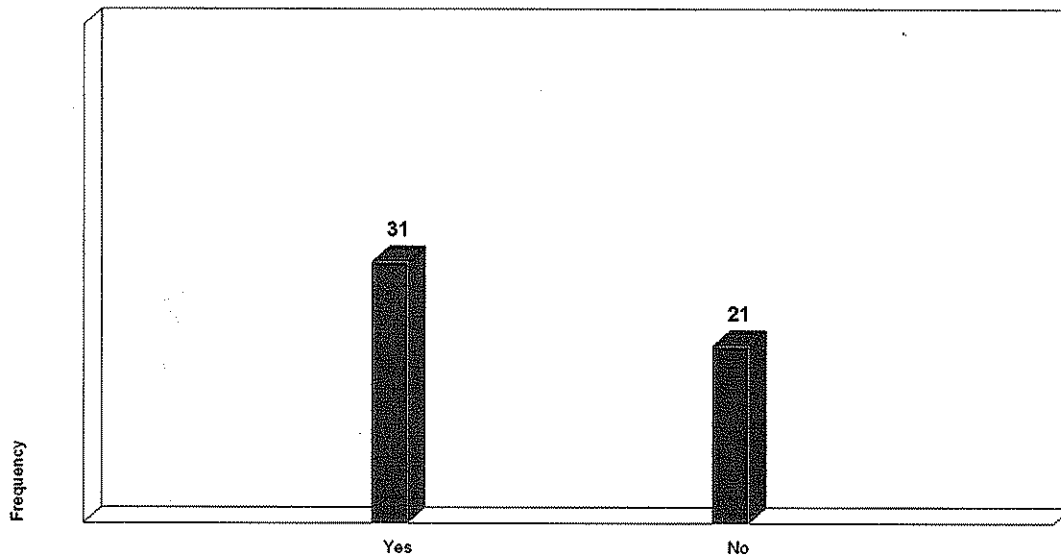
C- How many children under the age of 18 currently live in your household?



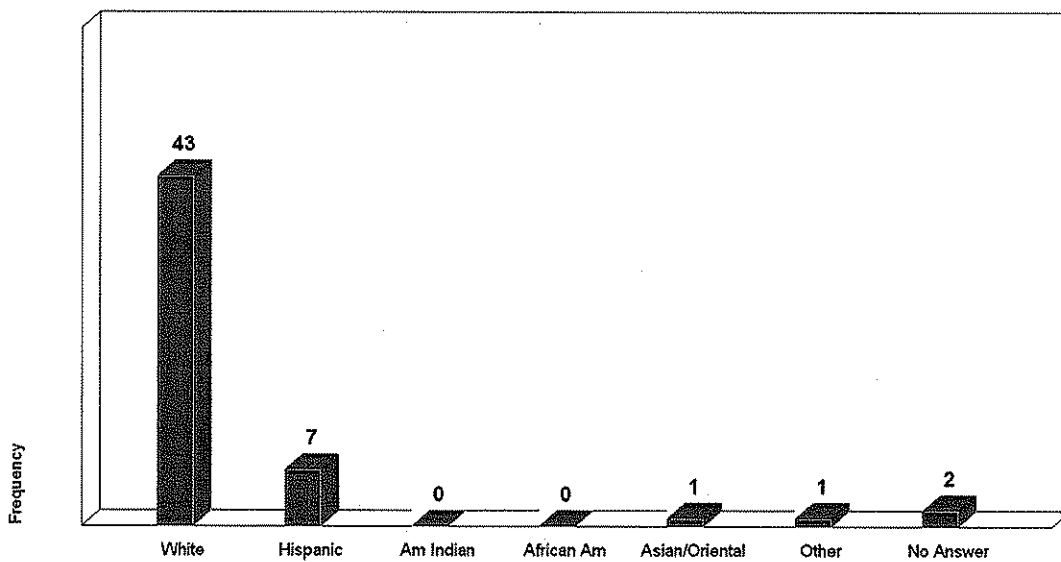
D- Where did your college age student(s) either attend college or a vocational school?



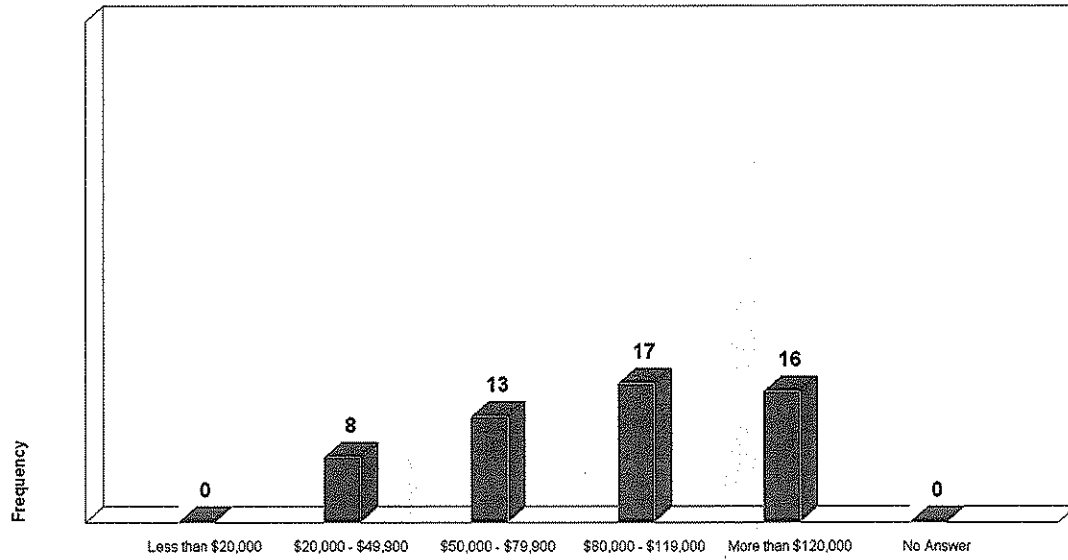
E- Did one or more of your grown children settle in the San Joaquin Valley?



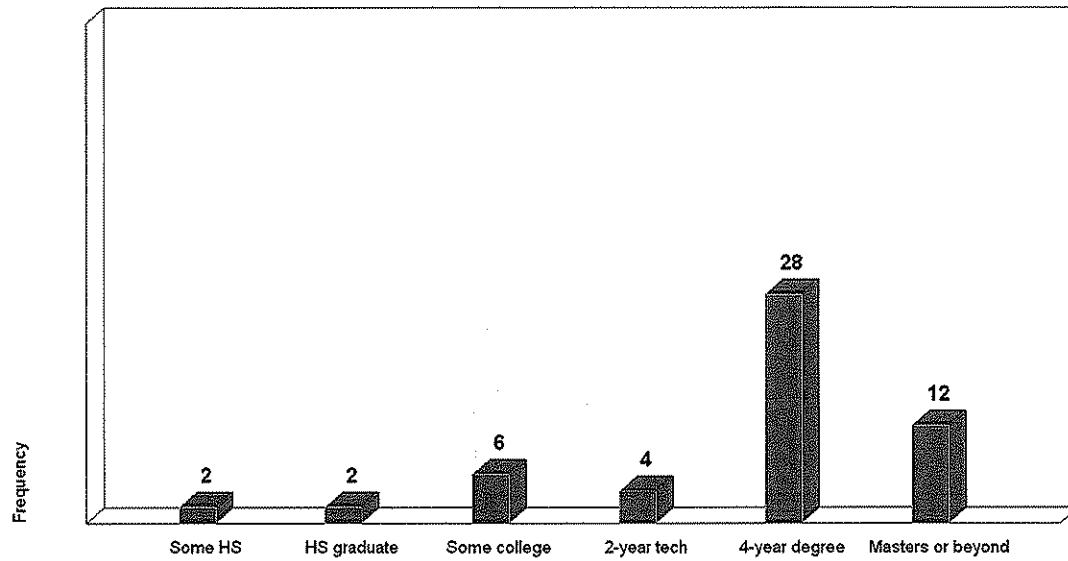
F- What is your racial or ethnic background?



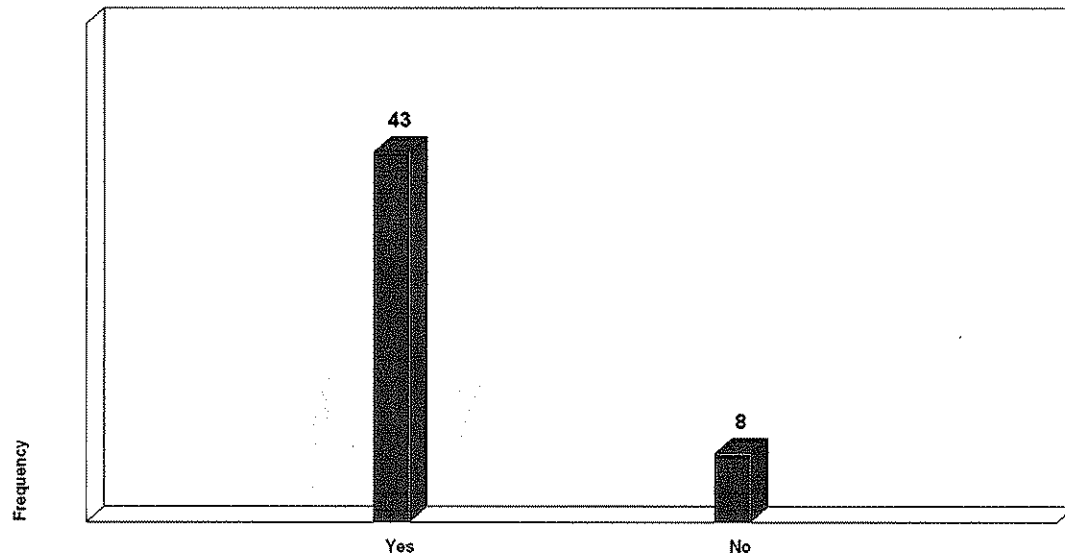
G- What is your Annual Household Income?



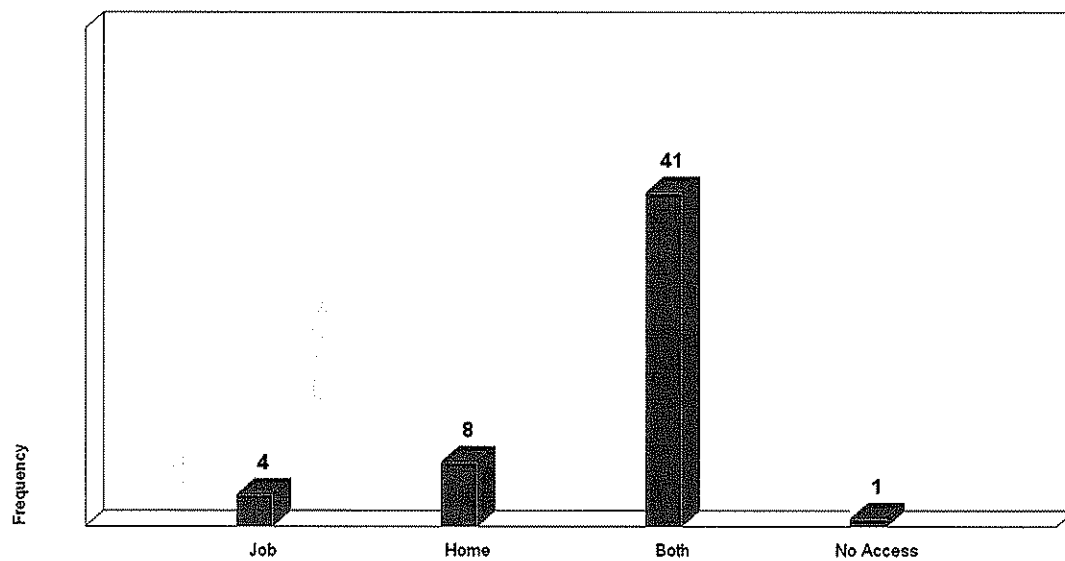
H- What is your highest level of education completed?



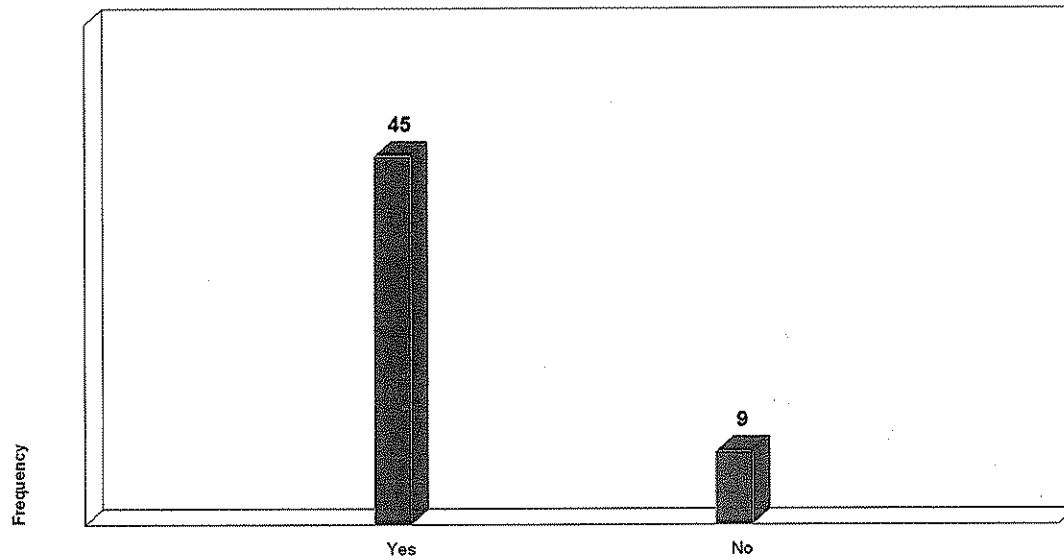
I- Do you own your home?



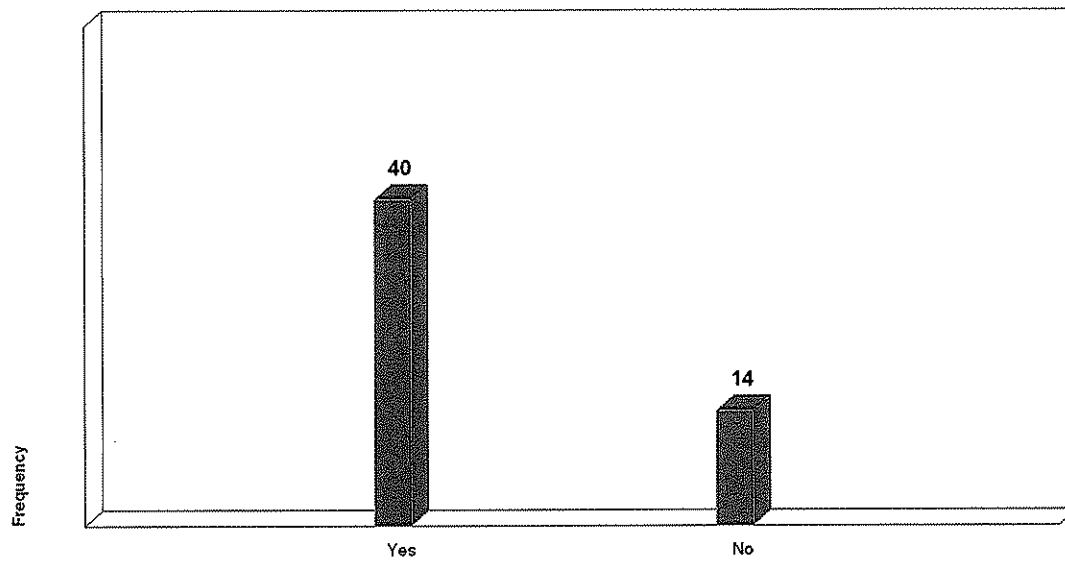
J- Do you have access to the internet?



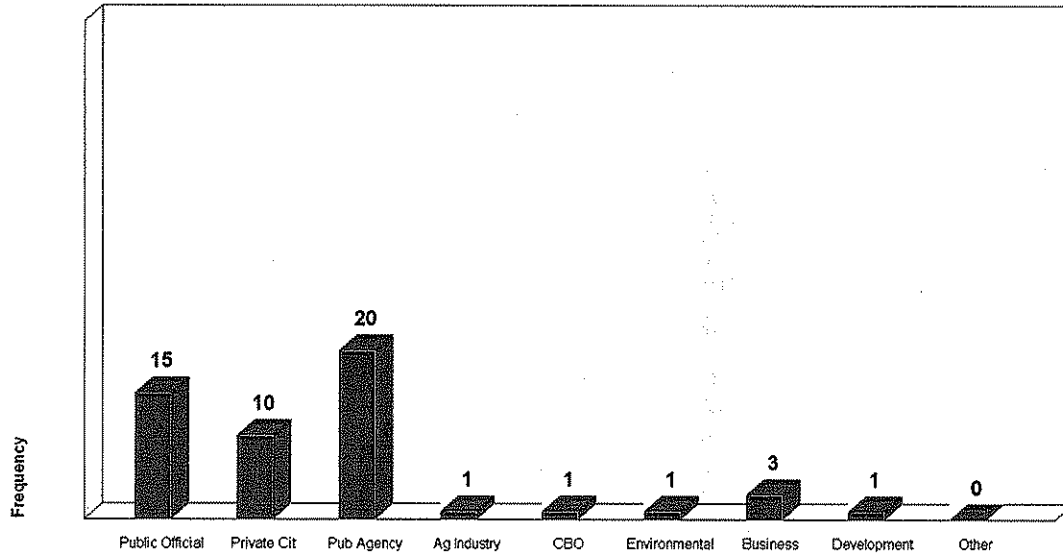
K- Do you live in Kings County?



L- Do you work in Kings County?



M- Which of the following subgroups BEST describes you?



Values Assessment

The workshop participants prioritized the following community values using a paired-comparison technique where two of the seven values were projected on a screen and each participant simultaneously selected which of the two values was more important. After all possible combinations of the pairs were assessed, the relative importance of the values was calculated on a scale from 0 to 100 where a rating of 0 is the lowest priority and 100 is the highest priority.

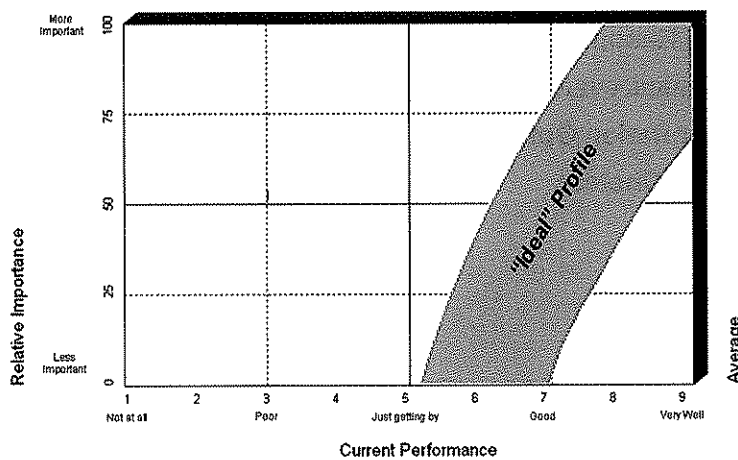
- A. Natural Resource Protection
- B. Economic Development
- C. Transportation Options
- D. Housing Choices
- E. Healthy and Sustainable Environment
- F. Improved Educational Opportunities
- G. Well Designed Communities

The workshop participants also assessed how well each of the values was being achieved today using the following scale:

- 1. Not at all
- 2.
- 3. Poor
- 4.
- 5. Just getting by
- 6.
- 7. Good
- 8.
- 9. Very Well

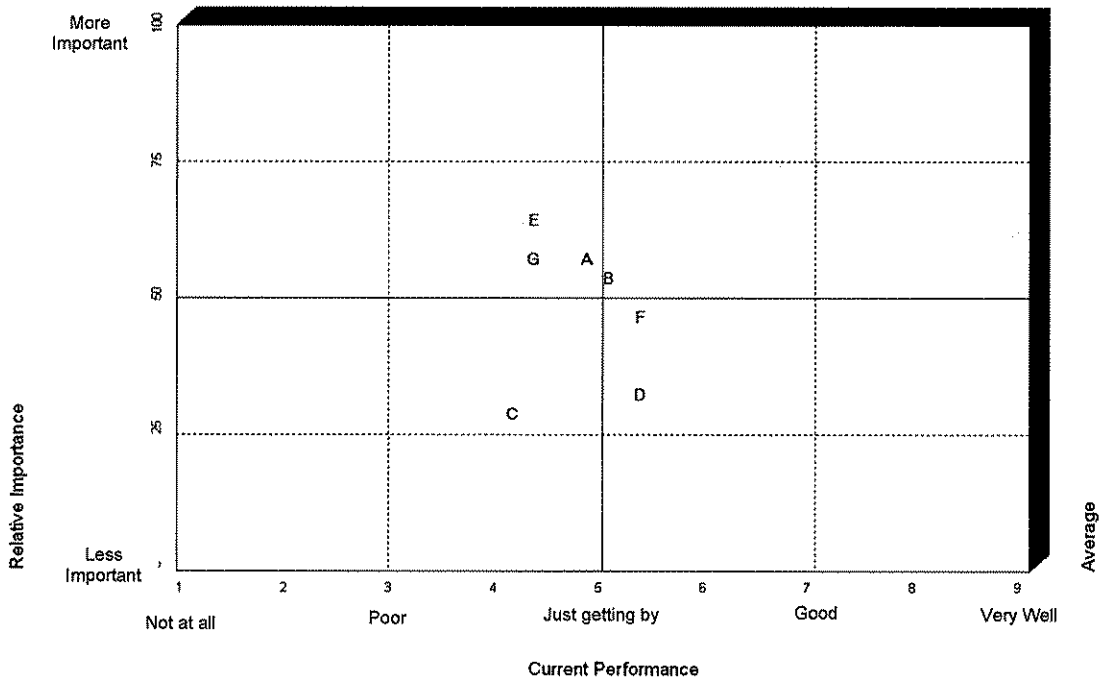
The results of this process were presented in a strategic profile, which presents the relative importance of the key services on the vertical axis and the current performance on the horizontal axis.

Strategic Profile



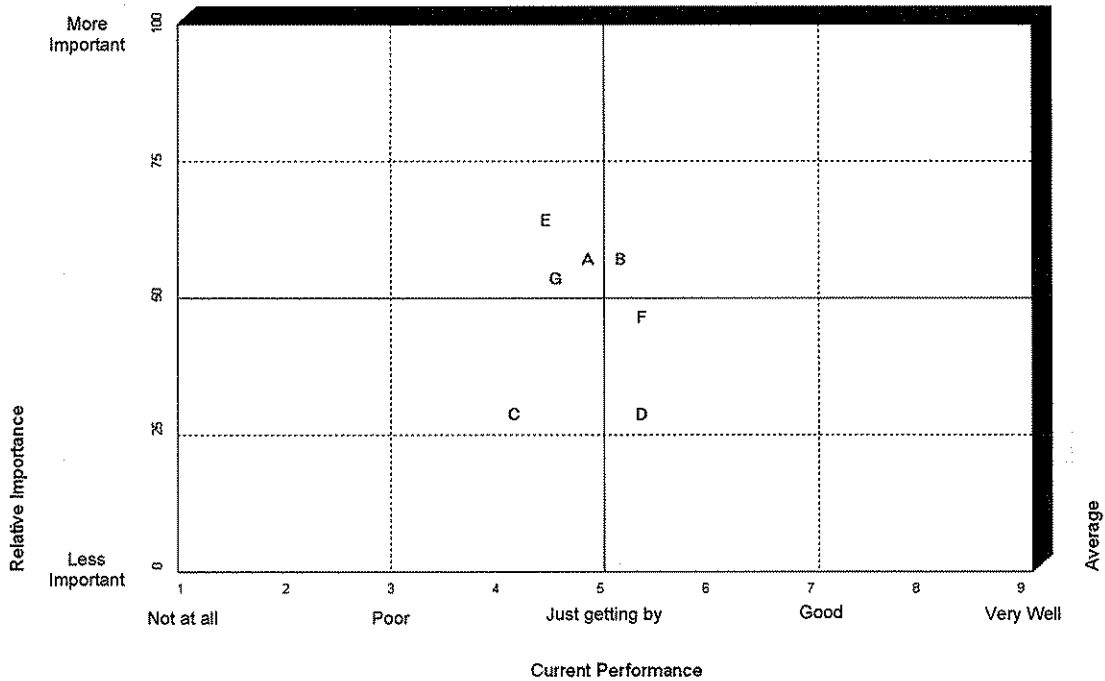
The Strategic Profiles for all participants, Kings County residents, public officials, private citizens and public agency staff are presented in this report. The Strategic profile for each demographic category is presented in Appendix B.

**Kings County Values Profile
All Participants (54)**



- | | |
|---------------------------------------|---|
| A. Natural Resource Protection | E. Healthy and Sustainable Environment |
| B. Economic Development | F. Improved Educational Opportunities |
| C. Transportation Options | G. Well Designed Communities |
| D. Housing Choices | |

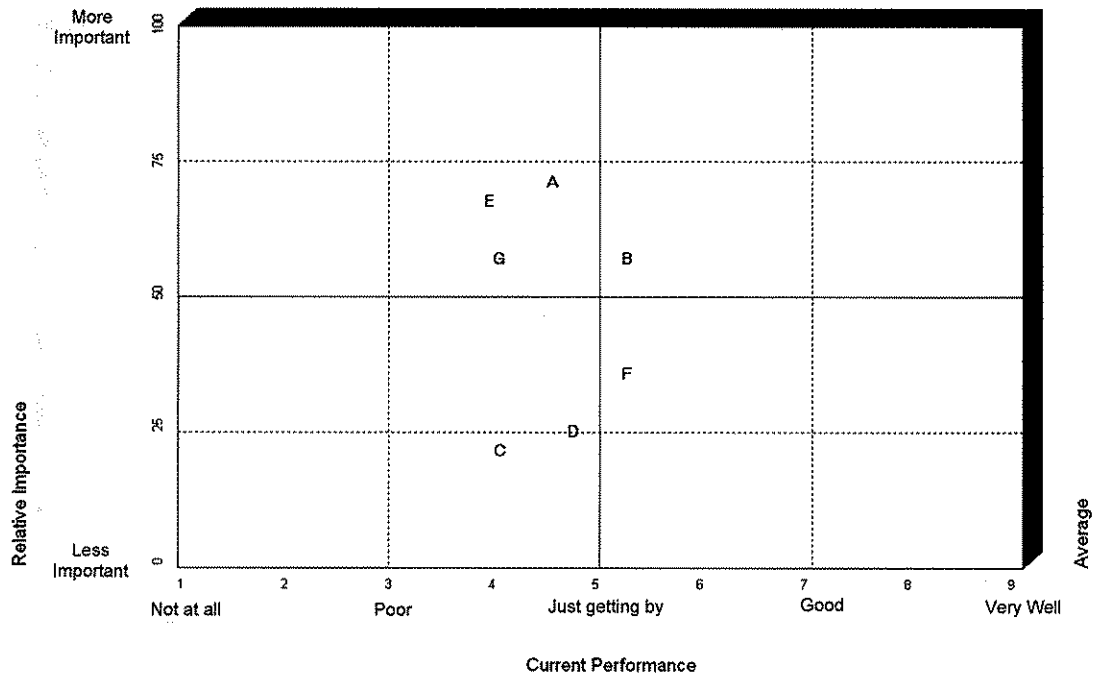
**Kings County Values Profile
Kings County Residents (45)**



- A. Natural Resource Protection**
- B. Economic Development**
- C. Transportation Options**
- D. Housing Choices**

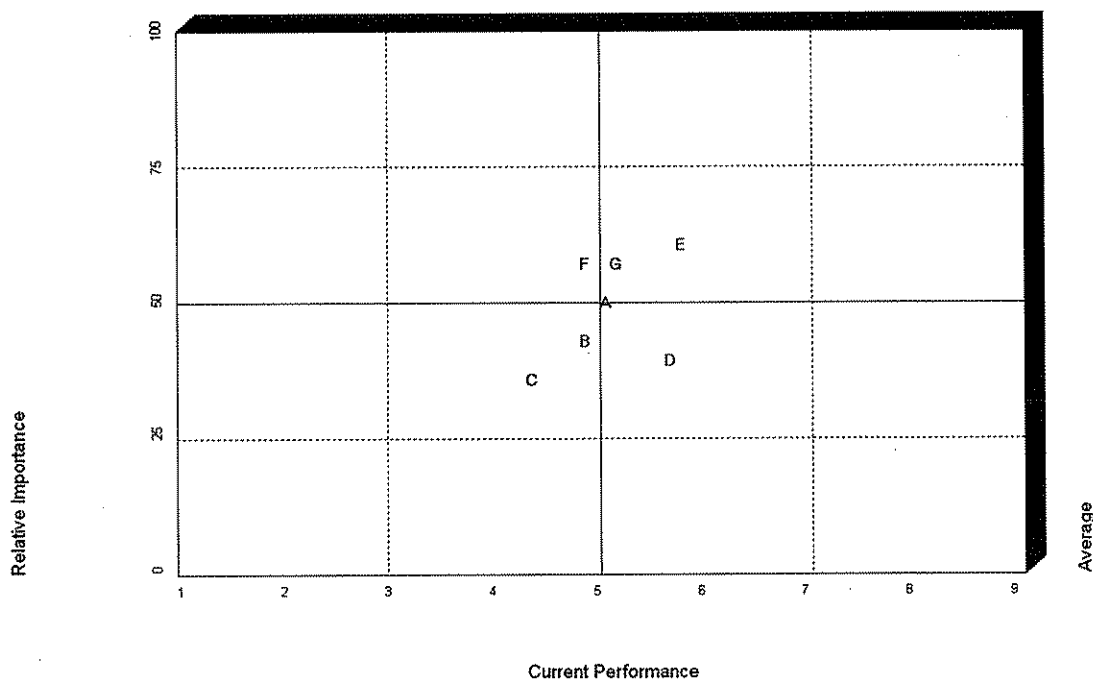
- E. Healthy and Sustainable Environment**
- F. Improved Educational Opportunities**
- G. Well Designed Communities**

**Kings County Values Profile
Public Officials (15)**



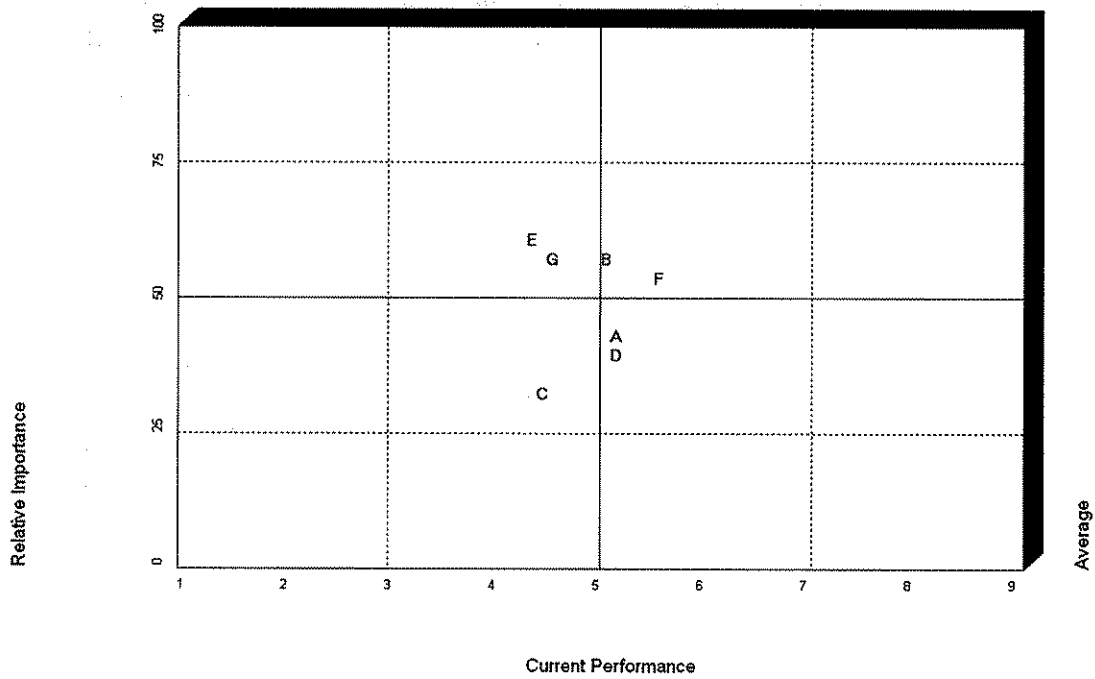
- A. Natural Resource Protection**
- B. Economic Development**
- C. Transportation Options**
- D. Housing Choices**
- E. Healthy and Sustainable Environment**
- F. Improved Educational Opportunities**
- G. Well Designed Communities**

**Kings County Values Profile
Private Citizens (10)**



- | | |
|---------------------------------------|---|
| A. Natural Resource Protection | E. Healthy and Sustainable Environment |
| B. Economic Development | F. Improved Educational Opportunities |
| C. Transportation Options | G. Well Designed Communities |
| D. Housing Choices | |

**Kings County Values Profile
Public Agency Staff (20)**

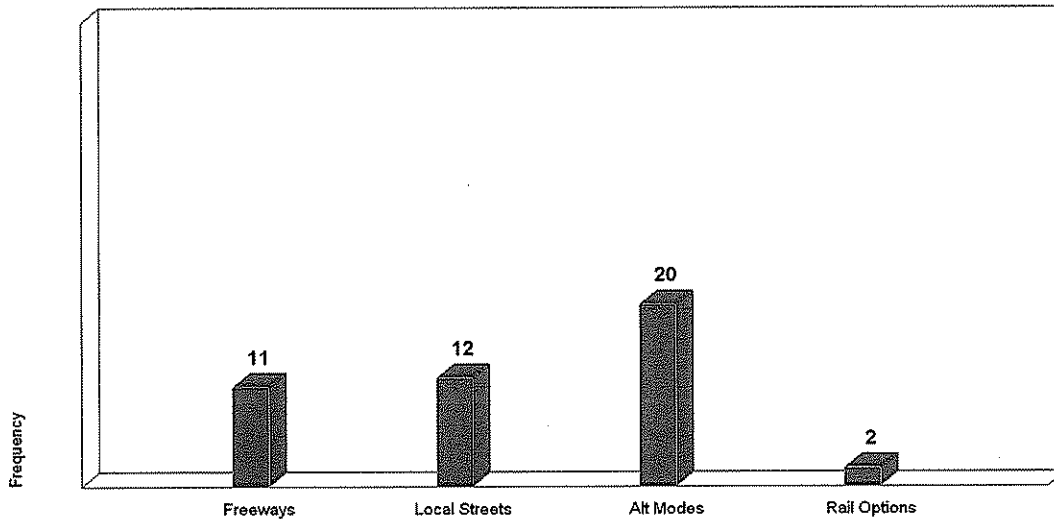


- | | |
|---------------------------------------|---|
| A. Natural Resource Protection | E. Healthy and Sustainable Environment |
| B. Economic Development | |
| C. Transportation Options | F. Improved Educational Opportunities |
| D. Housing Choices | G. Well Designed Communities |

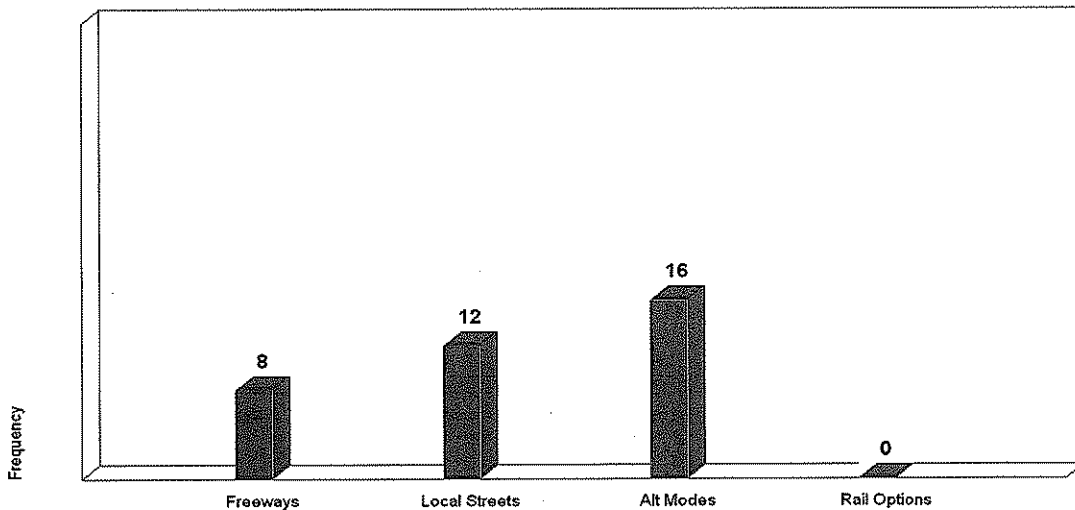
Transportation

Workshop participants were asked their opinion regarding where scarce transportation dollars should be spent. The results of the polls for all participants, Kings County residents, public officials, private citizens and public agency staff are presented in the following charts. The results for all demographic categories are presented in Appendix C.

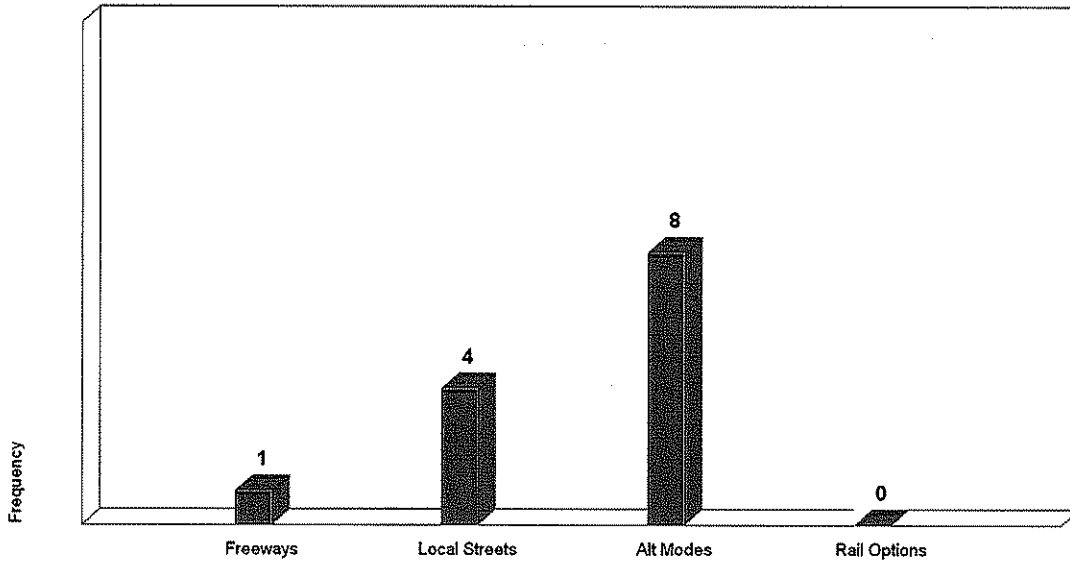
**How should we spend our scarce transportation dollars?
All Participants**



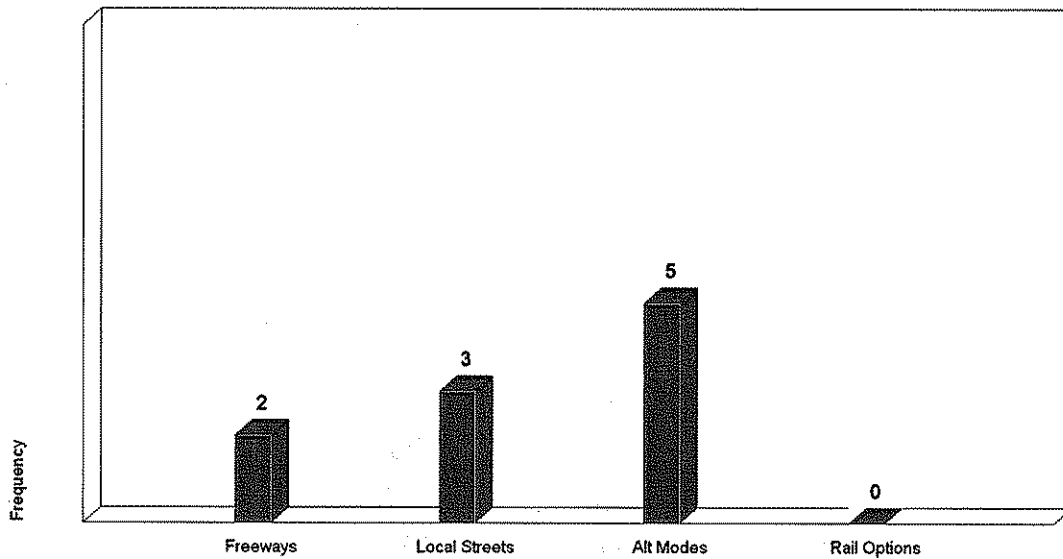
**How should we spend our scarce transportation dollars?
Kings County Residents**



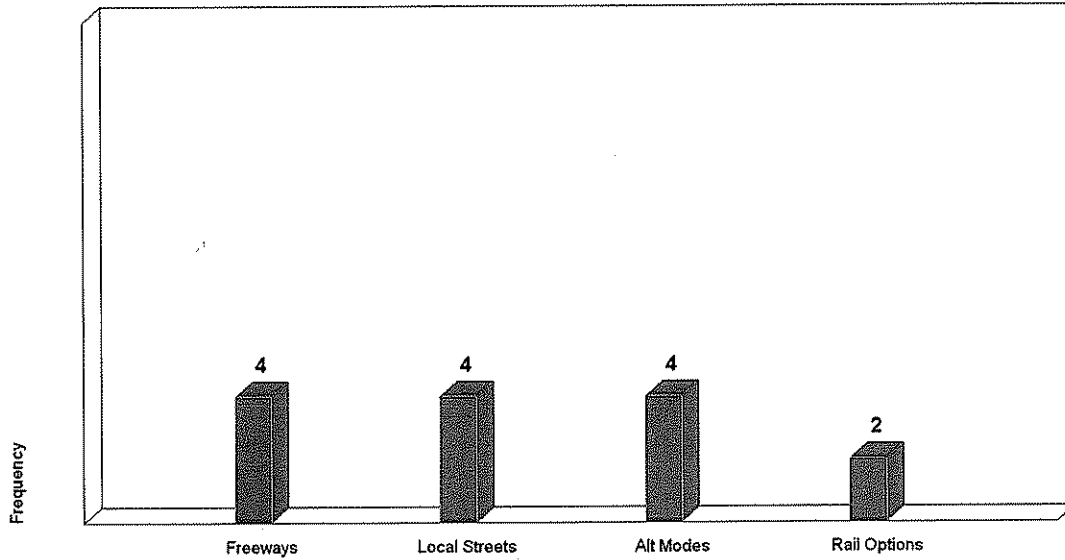
**How should we spend our scarce transportation dollars?
Public Officials**



**How should we spend our scarce transportation dollars?
Private Citizens**



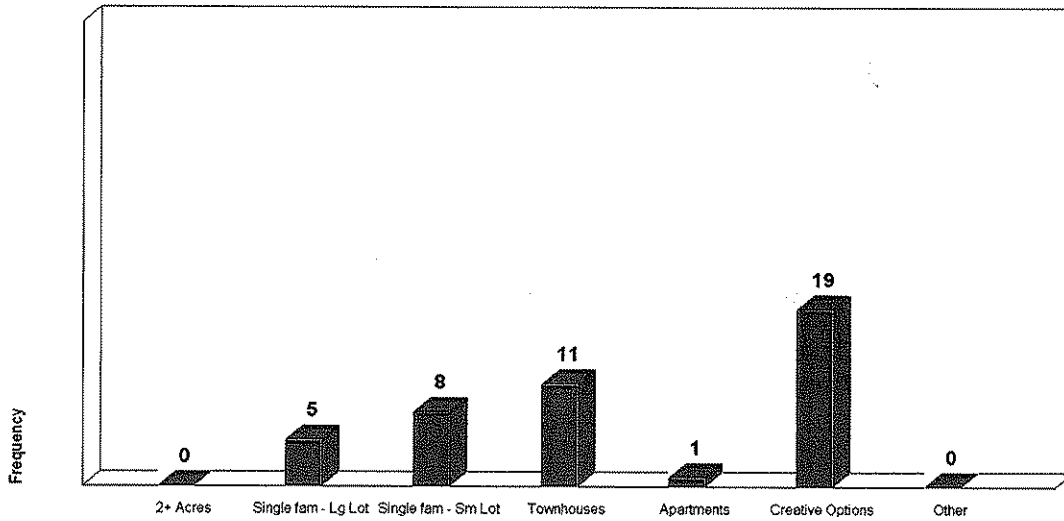
**How should we spend our scarce transportation dollars?
Public Agency Staff**



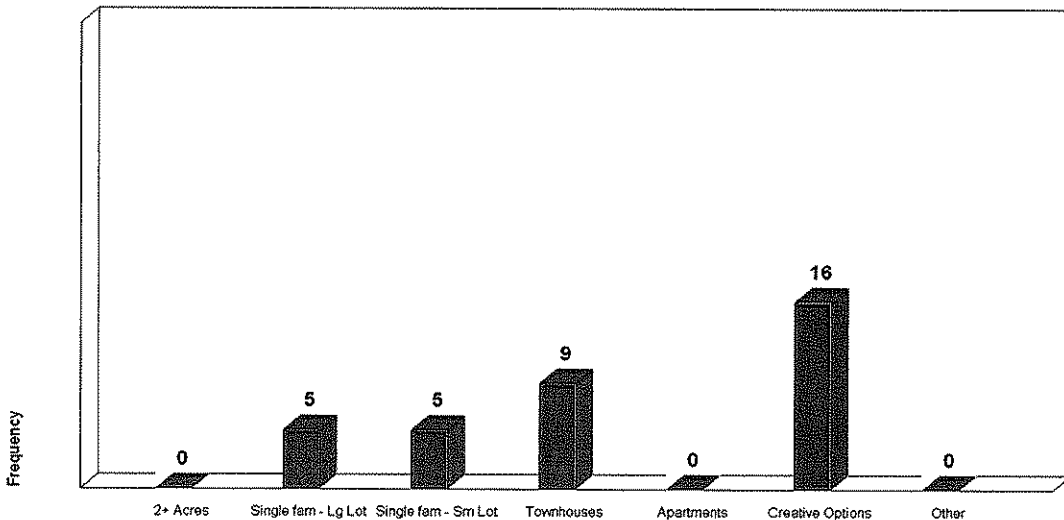
Housing

Workshop participants were asked their opinion regarding the type of housing that we should focus on in the future. The results of the polls for all participants, Kings County residents, public officials, private citizens and public agency staff are presented in the following charts. The results for all demographic categories are presented in Appendix D.

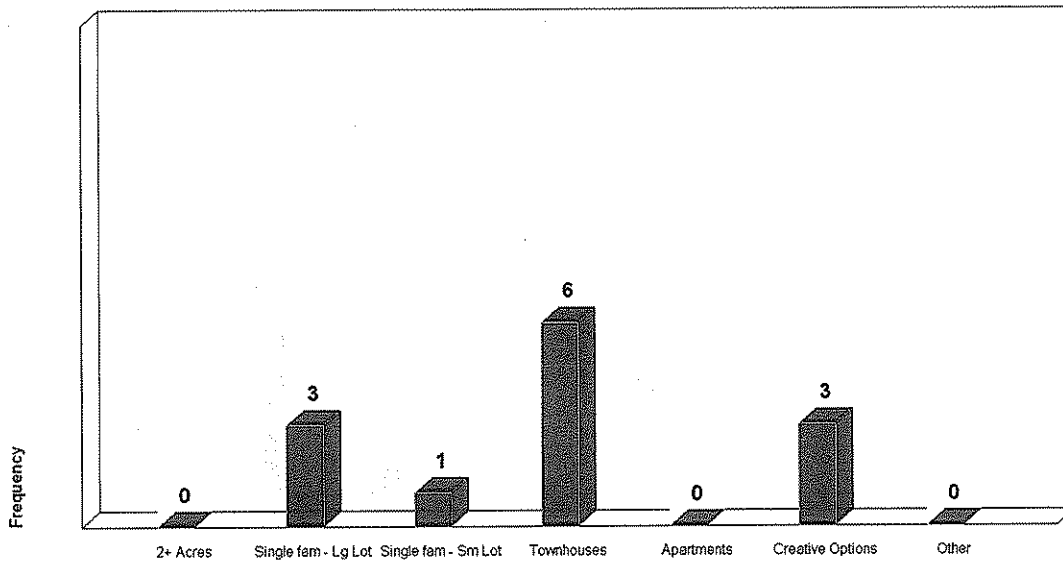
**What type of housing should we focus on for the future?
All Participants**



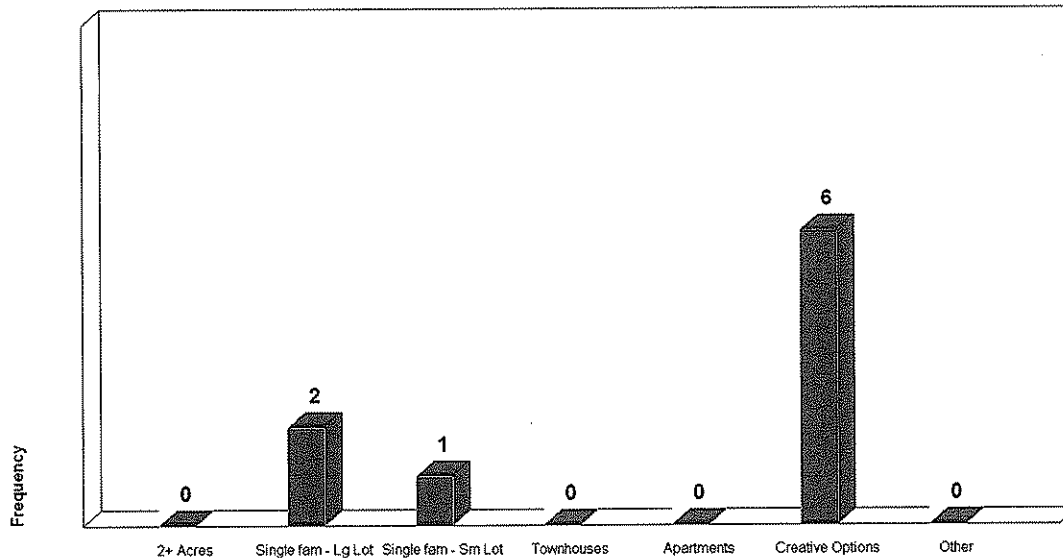
**What type of housing should we focus on for the future?
Kings County Residents**



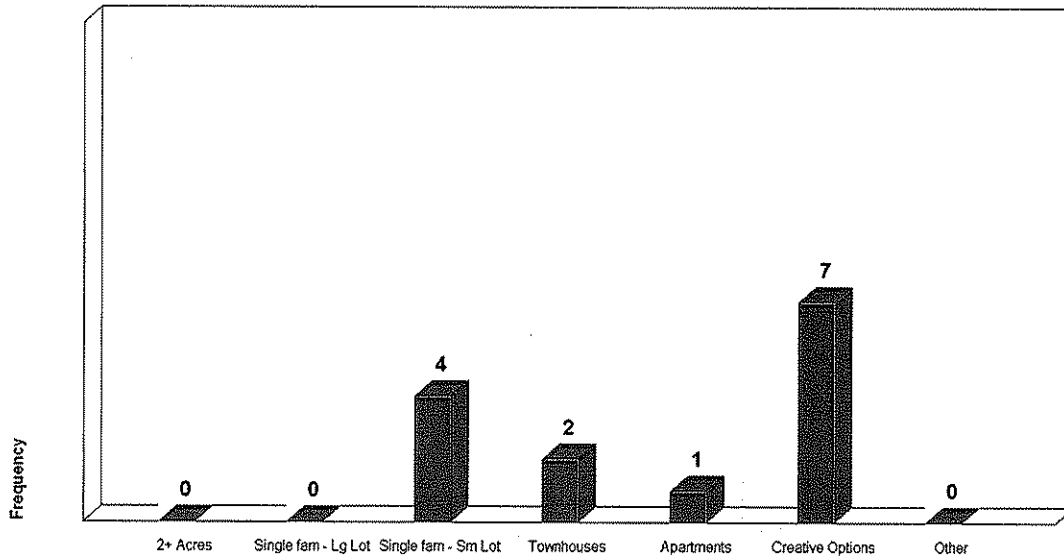
**What type of housing should we focus on for the future?
Public Officials**



**What type of housing should we focus on for the future?
Private Citizens**



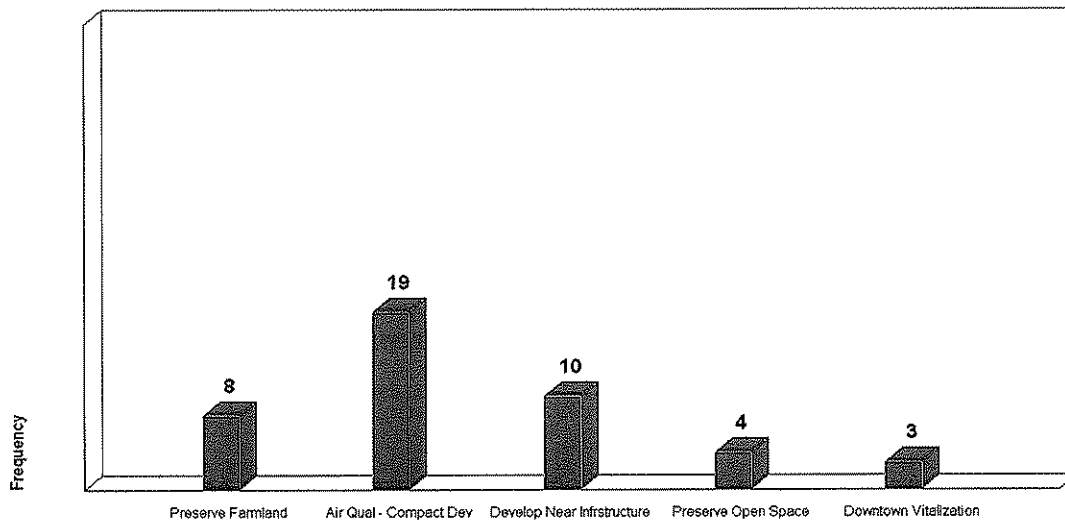
What type of housing should we focus on for the future?
Public Agency Staff



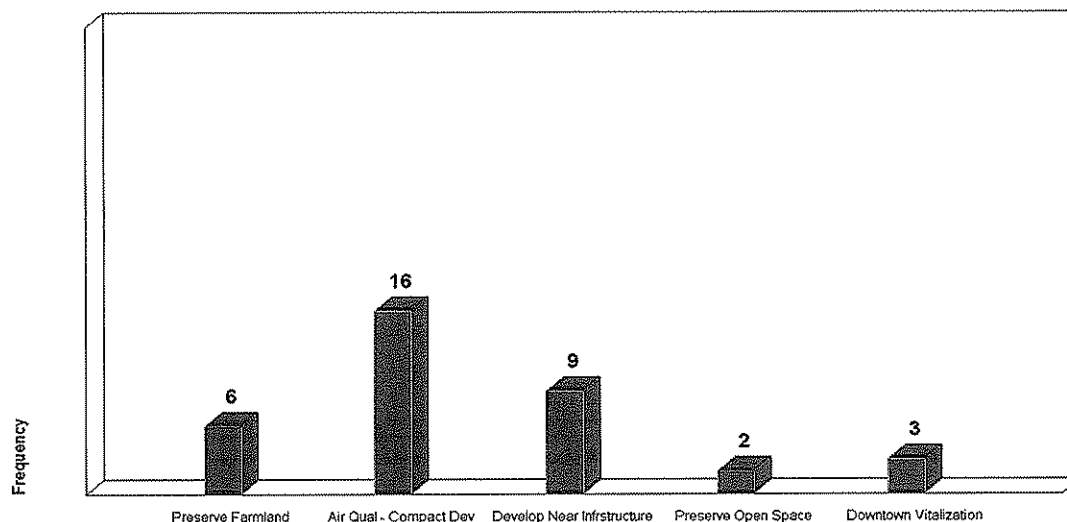
Future Growth

Workshop participants were asked their opinion regarding what is most important to consider as we grow in the future. The results of the polls for all participants, Kings County residents, public officials, private citizens and public agency staff are presented in the following charts. The results for all demographic categories are presented in Appendix E.

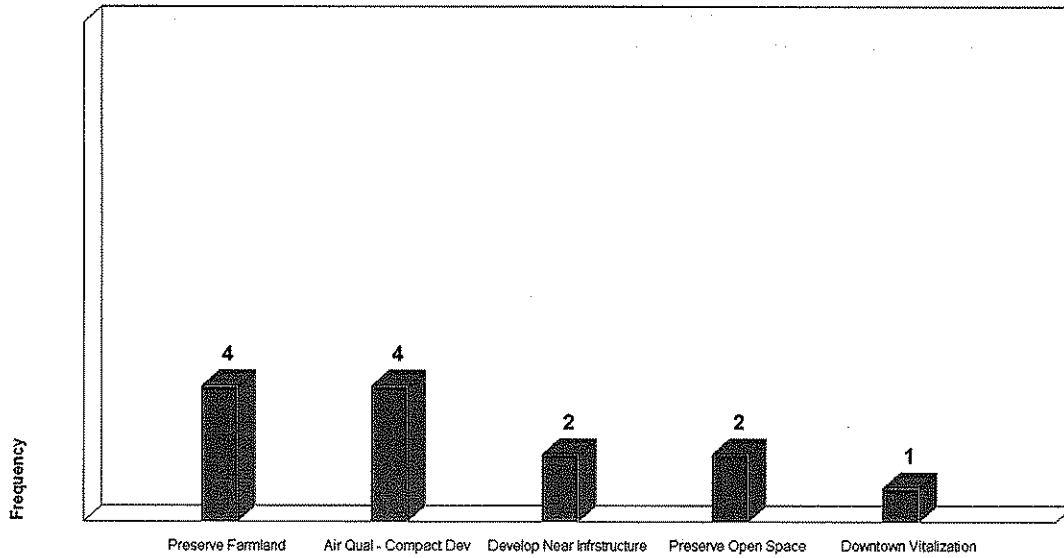
As we grow in the future, what is most important to consider?
All Participants



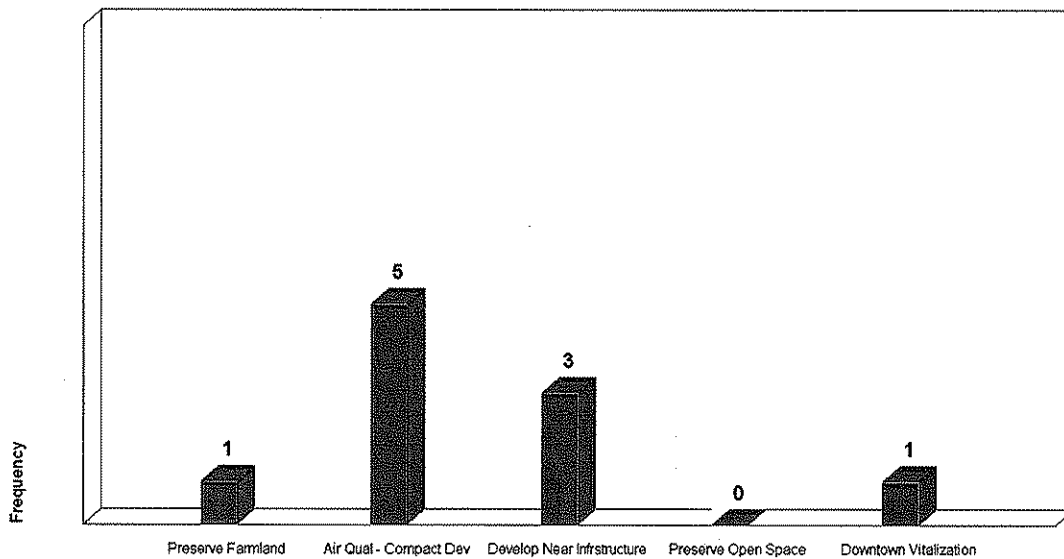
As we grow in the future, what is most important to consider?
Kings County Residents



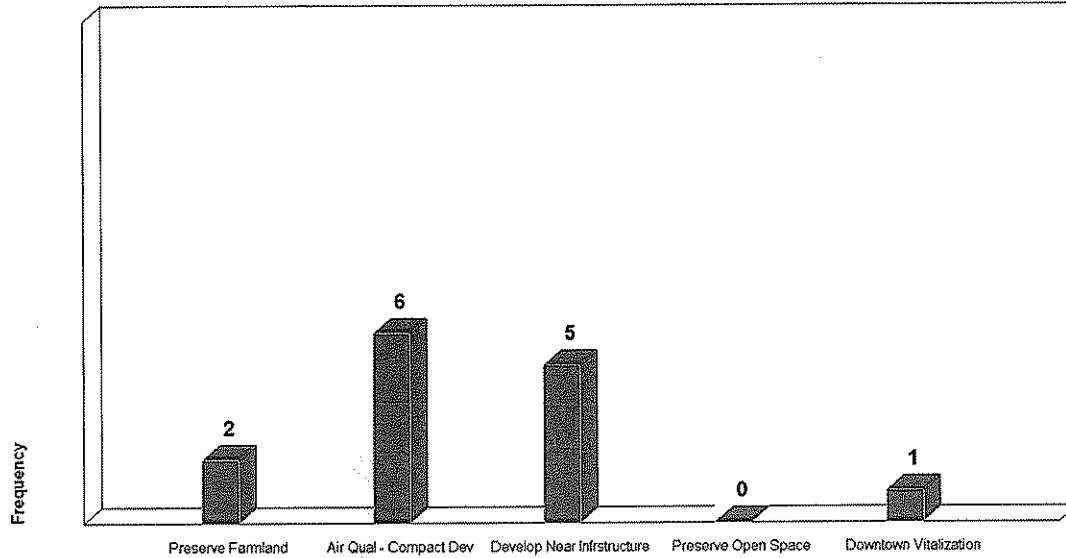
As we grow in the future, what is most important to consider?
Public Officials



As we grow in the future, what is most important to consider?
Private Citizens



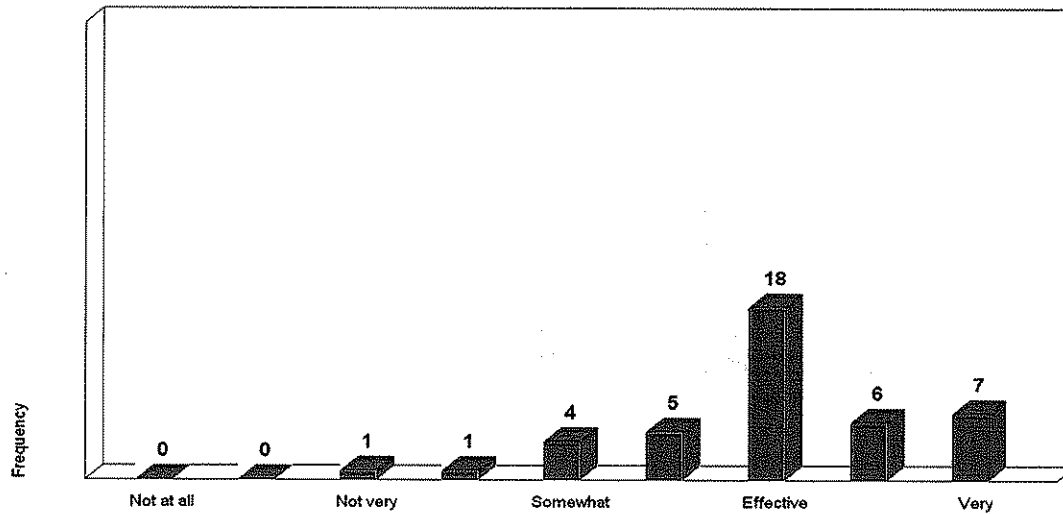
As we grow in the future, what is most important to consider?
Public Agency Staff



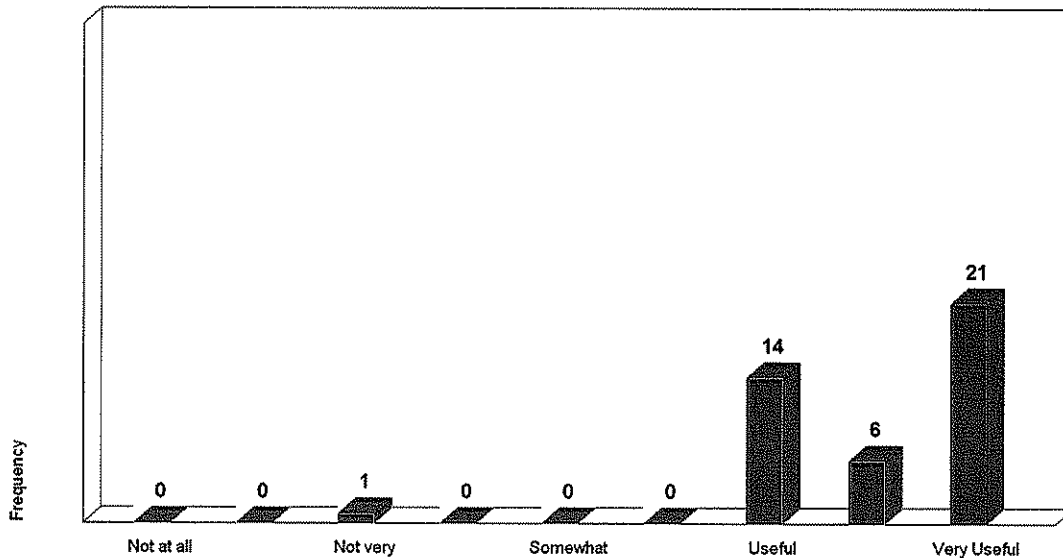
Meeting Evaluation

Workshop participants were asked their opinion regarding the effectiveness of the meeting to express their opinions, the usefulness of the interactive polling technology and their understanding of the Blueprint Planning process. The results of these polls for all participants are presented in the following charts.

**How effective was this meeting to express your opinions?
All Participants**



**How useful was the interactive technology?
All Participants**



How well do you feel you understand the Blueprint process?
All Participants

